

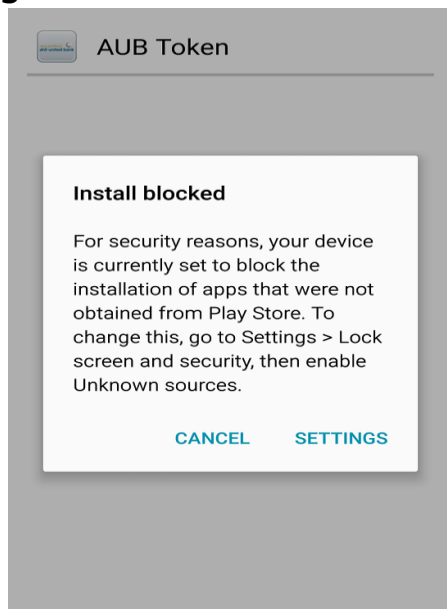
❖ Software Token installation

How to install the DIGIPASS for Mobile package on your iOS, Android device;

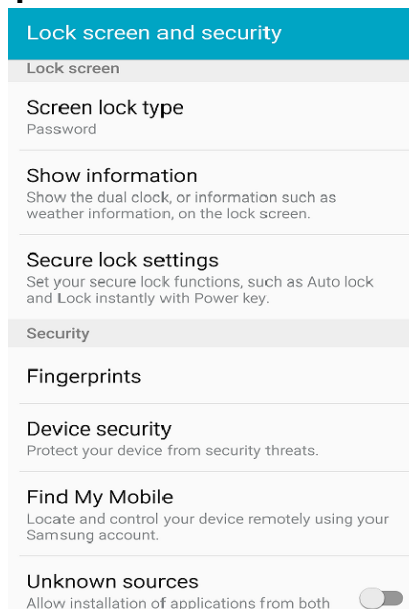
• Android & iOS

1. Go to your Mobile Application Store
2. Search for "AUBE E-Banking" then install
3. Click on settings
4. Check "Unknown sources and change it"
5. Press "OK" in the popup

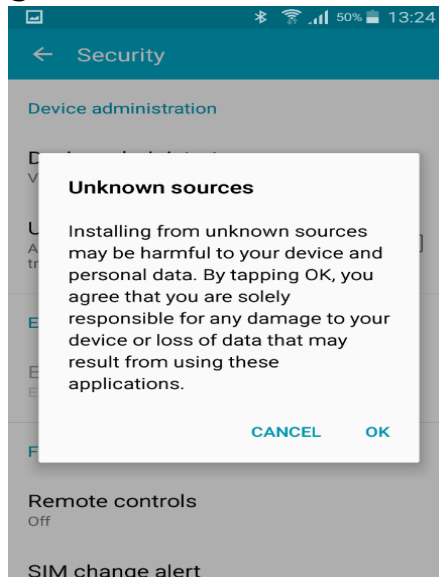
3



4

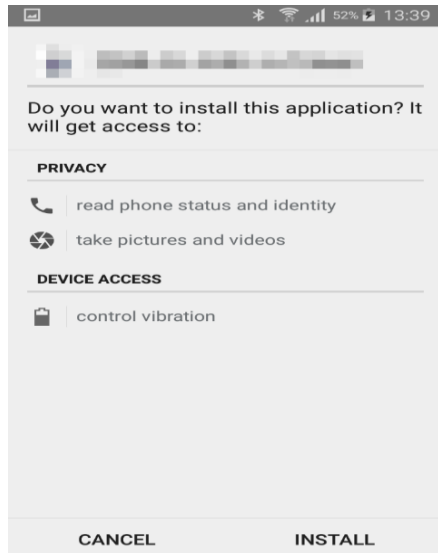


5

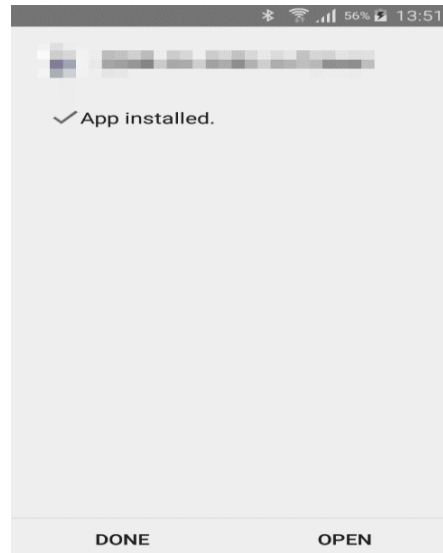


6. The installation screen will appear, now click on "INSTALL".
7. The app is now installed and you should see the screen below, press on "OPEN" to start the app

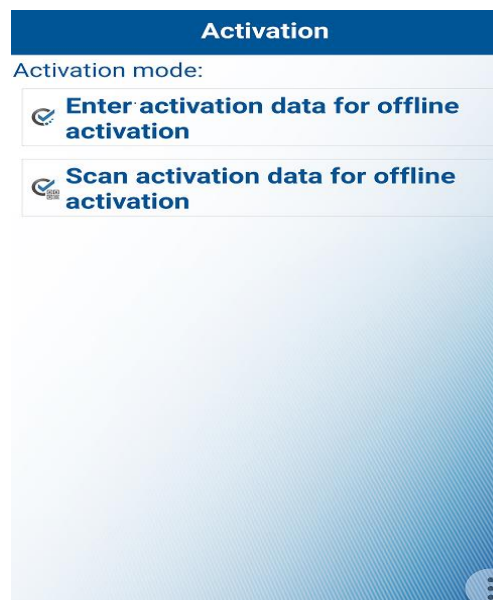
6



7



8. Press (Enter activation data for offline activation)



9. You should Enter the below requirement which you will be provided from the branch then press **(OK)**

Standard Activation

Serial number

3493343

Activation code

098356868656494458844

Reactivation password

Required only if your application provider sent it to you.

OK

10. Enter your Local password and confirm ” **This password will be required each time you open the Token**”

Extra Activation Data

Local password

....

Confirmation password

....

OK

\$ % _ - 1 2 3 ?

@ () = + 4 5 6 !

{&= ' : % / 7 8 9 ✕

abc " * , 0 . ↩

- **Back to E-banking login screen on the Website**

11. After entering your username and login password on the login screen you should press **(Login with Token)**

Login

If you have token please enter your password and click 'login with token' or
Enter your password and click 'limit access login' (No transaction or Payment)

Enter Password *

[]

login with token

or

Limit Access Login

Back

• [Forgot Password ?](#)

12. Then take **Your first OTP** as the below 16 digits which is generated from the Token.

13. Enter **OTP** generated from Token (**First OTP**) and put it on the **secure code** on the Login screen

- The **First OTP** will use only once to activate the Token

Post Activation

Your first OTP is:

2569231390915776

Your serial number:

FDM3493343

OK

Login

Please enter secure code *

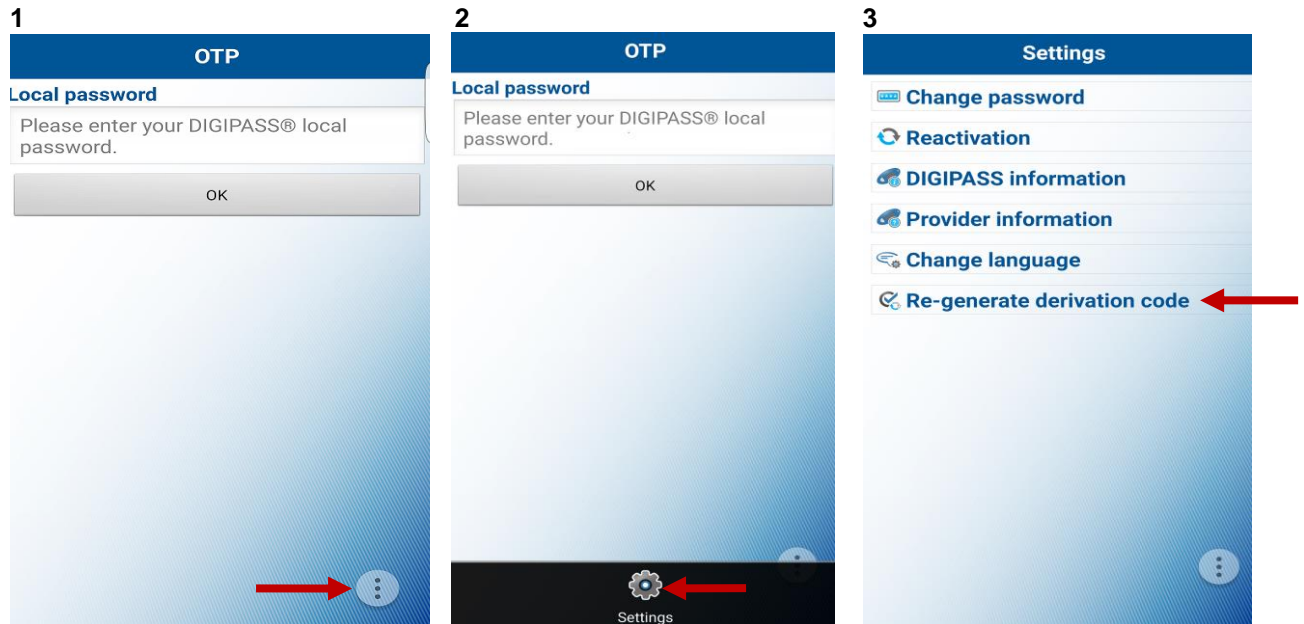
[]

Login Back

Warning
Your login will get locked after 3 unsuccessful attempts

[Register to MyE-Bank](#)

- **Note:** in case of **First OTP** expiration after passing the remaining time, you should regenerate a new **First OTP** from the application settings



- The system will request you a new OTP which is generated from the Token
- Each time you select **(login with token)**
 - Each time you apply for a **(Transaction)**

